

customer name
street name
city, state, zip
telephone
P.O. #
total # of pieces

sales associate
telephone
customer order #
date

When using more than one page for the same customer, be sure to enter the customer's name and customer order number on each page.

Check the box below the option number you are ordering. Options are the same for each unit in a sectional group. Enter fabric choice.

Independent Unit Style Numbers:

<input type="checkbox"/> 2000 S Sofa	Quantity _____	Sales Price _____
<input type="checkbox"/> 2000 L Loveseat	Quantity _____	Sales Price _____
<input type="checkbox"/> 2000 C Chair	Quantity _____	Sales Price _____
<input type="checkbox"/> 2000 O Ottoman	Quantity _____	Sales Price _____

<i>arm</i>	<i>welts</i>	<i>feet</i>	<i>cushion</i> All cushions are Millenium Cushion Standard.
A1-Standard (T-Cushion Only)	W1-Weltd	F1-Straight Foot	C1-T-Cushion (3 Cushions)
A2-Sloped (Straight Cushion Only)	W2-Weltless (Saddle Stitch)	F2-Tapered Foot	C2-S-Cushion (3 Cushions)
A3-Curved (Straight Cushion Only)		F3-Silver Foot (Metal Foot)	(C1 & C2 Not available on Loveseat)
			C3-T-Cushion (2 Cushions)
			C4-S-Cushion (2 Cushions)

Style # _____	Description _____	Quantity _____	Sale Price _____
Fabric Pattern _____	Color _____	Contrast Welt (up charge) _____	
ARM A1 <input type="checkbox"/> A2 <input type="checkbox"/> A3 <input type="checkbox"/>	WELTS W1 <input type="checkbox"/> W2 <input type="checkbox"/>	FEET F1 <input type="checkbox"/> F2 <input type="checkbox"/> F3 <input type="checkbox"/>	CUSHION C1 <input type="checkbox"/> C2 <input type="checkbox"/> C3 <input type="checkbox"/> C4 <input type="checkbox"/>

Style # _____	Description _____	Quantity _____	Sale Price _____
Fabric Pattern _____	Color _____	Contrast Welt (up charge) _____	
ARM A1 <input type="checkbox"/> A2 <input type="checkbox"/> A3 <input type="checkbox"/>	WELTS W1 <input type="checkbox"/> W2 <input type="checkbox"/>	FEET F1 <input type="checkbox"/> F2 <input type="checkbox"/> F3 <input type="checkbox"/>	CUSHION C1 <input type="checkbox"/> C2 <input type="checkbox"/> C3 <input type="checkbox"/> C4 <input type="checkbox"/>

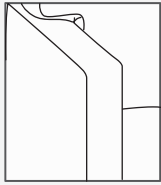
Style # _____	Description _____	Quantity _____	Sale Price _____
Fabric Pattern _____	Color _____	Contrast Welt (up charge) _____	
ARM A1 <input type="checkbox"/> A2 <input type="checkbox"/> A3 <input type="checkbox"/>	WELTS W1 <input type="checkbox"/> W2 <input type="checkbox"/>	FEET F1 <input type="checkbox"/> F2 <input type="checkbox"/> F3 <input type="checkbox"/>	CUSHION C1 <input type="checkbox"/> C2 <input type="checkbox"/> C3 <input type="checkbox"/> C4 <input type="checkbox"/>

Style # _____	Description _____	Quantity _____	Sale Price _____
Fabric Pattern _____	Color _____	Contrast Welt (up charge) _____	
ARM A1 <input type="checkbox"/> A2 <input type="checkbox"/> A3 <input type="checkbox"/>	WELTS W1 <input type="checkbox"/> W2 <input type="checkbox"/>	FEET F1 <input type="checkbox"/> F2 <input type="checkbox"/> F3 <input type="checkbox"/>	CUSHION C1 <input type="checkbox"/> C2 <input type="checkbox"/> C3 <input type="checkbox"/> C4 <input type="checkbox"/>

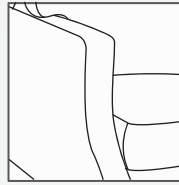
2000 Series

Options

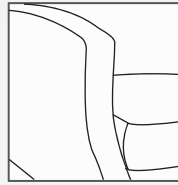
arms Note: The A1 arm is only available with the T-front cushion. The A2 & A3 arms are only available with straight cushions.



A1
Standard
T-Cushion Only

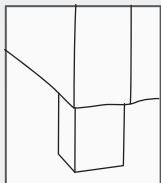


A2
Sloped
Straight Cushion Only

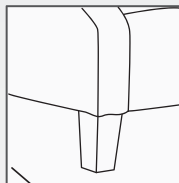


A3
Curved
Straight Cushion Only

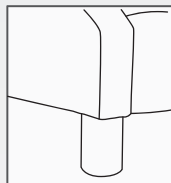
feet



F1
Straight Foot

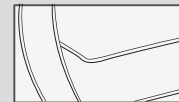


F2
Tapered Foot



F3
Silver Foot
(Silver Metal Leg)

welts

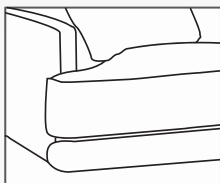


W1
Weltded

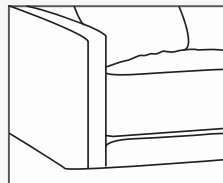


W2
Weltless (Saddle Stitch)

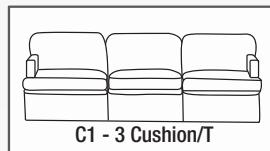
cushions



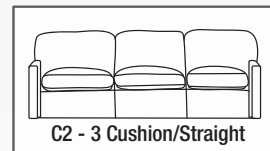
T cushion



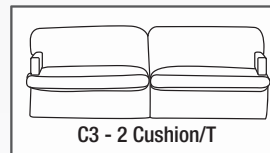
straight



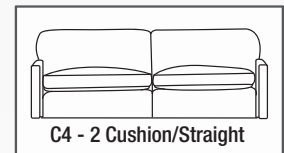
C1 - 3 Cushion/T



C2 - 3 Cushion/Straight

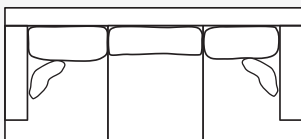


C3 - 2 Cushion/T

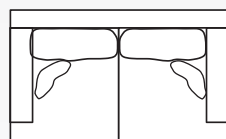


C4 - 2 Cushion/Straight

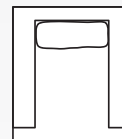
independent units



2000 SOFA
L82" D40" H36"
Arm Ht. 26.5"
SH 20" SD 22.5"
COM - 18 yds.



2000 LOVESEAT
L56" D40" H36"
Arm Ht. 26.5"
SH 20" SD 22.5"
COM - 15 yds.



2000 CHAIR
L31" D40" H36"
Arm Ht. 27"
SH 20" SD 22.5"
COM - 8 yds.



2000 OTTOMAN
L28" D19" H18"

All Pieces:

Inside Seat Height: 21"
Inside Seat Depth: 23"
Arm Height: 27"

All Miles Talbott Finishes are available on the feet at no upcharge.

Leave it to us, so you can relax.

MILES TALBOTT